















Art, Design and Technology Curriculum Map 2018-2019

	Autumn 1	Autumn 2	Spring 1	Spring 2	Summer 1	Summer 2
Year 3	<p>Spies Outcome- Create a gadget using multimedia. Investigate and develop different gadgets.</p> 	<p>Nature Outcome – Create a scene using natural paint made in the cookery room. Using natural paints made from mixture water with fruit and spices.</p> 	<p>Stone age tools Outcome – Create a stone age tool using clay. Shape form and model using clay. Use appropriate tools to produce authentic artefacts. Work safely and clear away.</p> 	<p>Natural disasters Outcome – Create pictures inspired by natural disasters. Using different media to represent four natural disasters. Introduce and investigate the work of Stephanie Peters.</p> 	<p>Yoga human form Outcome – Produce a series of sketches inspired by yoga poses and the human form. Explore different range of pencils. Use sketchbook to plan ideas. Replicate line and pattern. Demonstrate experience in the layout of a face and figure.</p> 	<p>Watercolour still life Outcome – Watercolour still life. Mix and match colour accurately. Investigate the work of Monet.</p>  
Year 4	<p>Endangered Animals Outcome – T-shirts dyed with logo on. Demonstrate experience in tints and hues and printing on fabric. Produce tie-dye patterns. Modify and adapt elastic band tying technique to create different patterns.</p> 	<p>Egyptians Outcome – Necklaces and cartouches inspired by artefacts. Demonstrate experience in harmonising and complimenting colours. Use a sketchbook to inform plan and collect and develop ideas.</p> 	<p>Alice in Wonderland Outcome – Perspective of Alice looking through keyhole Develop simple vanishing points in their work. Experiment with mixed media and have experience using a glue gun.</p> 	<p>Escher – Outcome – To look at the work of Escher and create our own optical illusions. Investigate Escher and develop an understanding of optical illusions and perspective.</p> 	<p>Watercolour still life Outcome – In depth look into the life and work of Monet. Mix and match colour accurately. Investigate the work of Monet and others.</p>  	<p>Enabling enterprise Outcome – Create a chocolate bar wrapper Experiment with mixed media and a range of colour to consider the final product.</p> 

Art, Design and Technology Curriculum Map 2018-2019

<p>Year 5</p>	<p>Spain & Greece Outcome – Produce a Picasso inspired portrait as well as an authentic copy of a Grecian urn. Media experimentations in work using chalks. Demonstrate and understanding of light by using silhouettes.</p> 	<p>Around the World Outcome – Produce a canvas painting based on a country. Be more self-resourcing. Research required. Ideas in sketchbooks. Show evidence of drawing for different purposes. Develop an understanding of how to finish work on a canvas.</p> 	<p>London 100 years ago charcoal Outcome – Produce a series of charcoal pictures centred on 1900's London. Bring depth and perspective into drawing. Develop style tonal infilling when needed. Develop one key element within their composition. Show awareness of form and shape in the world around them.</p> 	<p>Pop Art Outcome – Warhol inspired Shakespeare heads. Demonstrate experience with colours using a specific tonal range. Use sketchbooks to record and store information. Graphic design Art – To depict Romeo and Juliet in a 4-6 comic book style scenes. Linked with workshop and Literacy.</p> 	<p>Vikings Outcome – To create a collage of mixed media to represent a Viking long boat. Develop work using collage techniques using newspaper and magazine cut outs.</p> 	<p>D&T Car model Outcome – To create a self-propelling car. Plan, model and design a self-propelling car using mixed media. To design and create a model vehicle.</p> 
<p>Year 6</p>	<p>Gothic craft knives Outcome – Learn to use craft knives. Develop an understanding of positive and negative space. Learn how to use a difficult resource carefully.</p> 	<p>Dali Surrealism Outcome – Understand the different facets of surrealism and use them to produce own surrealist art. Develop an understanding of surrealist techniques such as metamorphosis, juxtaposition, dislocation, levitation and transformation.</p> 	<p>War time cooking Outcome – Make two recipes from a ration book. Be able to follow a recipe with limited ingredients. Work safely in a kitchen within a group.</p> 	<p>Instagram Outcome – Upload pieces of Art to social media. Use social media to promote Y6 artwork to a wider audience. Learn about the correct, safe way to use hashtags to find appropriate audiences for our work.</p> 	<p>Y6 play props Outcome – Create all the props for the end of year show.</p>	