















Art overview 2016-17





	Autumn 1	Autumn 2	Spring 1	Spring 2	Summer 1	Summer 2
Year 1	<p>Sea World Outcome: An undersea world made from an egg box</p>  <p>Skills: Demonstrate experience in the breadth of the main spectrum – main red yellow blue green purple and orange Collect and organise different types of materials for use within collage.</p>	<p>Castles Outcome: Cereal box castles made with inspiration from fairy tales</p>  <p>Skills: Start to explore the relationship between colour moods and feelings. Link knowledge of Fairy Tale worlds with design.</p>	<p>Collage Outcome: Great fire of London</p>  <p>Skills: Explore relationships between mood and feelings and colour Solidly infill shapes using pastels and pencils Use a brush to create a wide range of marks in their work. Link knowledge about the history of London to the colours and heat of fire using mixed media collage as well as paint.</p>	<p>Colour exploration Outcome: Solid infilled drawings</p> <p><i>Learning Intentions</i></p> <ul style="list-style-type: none"> We are learning to use drawing and painting techniques to respond to what we see, remember and imagine. We are learning about the qualities of different drawing and painting media and a range of mark-making techniques. We are learning that we can combine different media in our work. <p>Skills: Work in paint of different consistencies Match colour and texture around us Produce a range of textures with a pencil Produce a growing range of patterns with a pencil. Record in sketchbooks.</p>	<p>Mask making Outcome:</p>  <p>Skills: Patterns and textures which replicate those in the real world Work with a range of media</p>	<p>Fairy gardens Outcome: multi-media fairy garden</p>  <p>Skills: Collect and organise different types and textures of fabrics and materials for collage Create patterns and pictures with multi media</p>
Year 2	<p>Space Outcome: rockets from plastic bottles</p>  <p>Skills Demonstrate experience of assemblage Construct from observation and imagination Construct imaginative work selecting source material as</p>	<p>Portraits Outcome: Canvas self portraits Featured artist: Van Gogh</p>  <p>Solidly infill shapes with colour pencils Produce a range of tones Predict colour mixing results with increasing accuracy Control a pencil with increasing confidence</p>			<p>Famous Paintings Outcome: create own version of Old Master paintings.</p>  <p>Francisco Goya Rembrandt Peter Paul Rubens Raphael Michelang...</p> <p>Use more patterns in own work – informed by science and topic – Plants, Life Cycles and the trip to Legoland. Use sketchbook to store information on colour mixing and brush marks</p>	

Art overview 2016-17










	<p>appropriate Use media appropriately and with confidence Demonstrate experience in surface patterns and textures</p>				<p>Lighten and darken without the use of black and white</p>	
<p>Year 3</p>	<p>Spies Outcome: Create a gadget using multi media Featured artist: Salvador Dali</p>  <p>Skills: Use a sketchbook to support work and try out ideas Replicate patterns in work Demonstrate experience in hues and tints Demonstrate experience in watercolour Work with confidence in different media</p>	<p>Prints Featured artist: William Morris</p>  <p>Outcome: Textile prints – self-made stamps Skills: Work with confidence with tools and media Modify and adapt print as work progresses Demonstrate experience in making a three colour print Demonstrate experience in producing pictorial and patterned prints Produce more intricate patterns and textures Work over a period of time on the same piece of work</p>	<p>The Stone Age Outcome: Artefacts representing the Stone Age from historical sources Featured artist: Stone age art</p>  <p>Skills: Shape form model and join with confidence Produce larger ware using pinch slab and coil techniques Prepare media Work safely and clear away and secure work</p>	<p>Natural Disasters Outcome: Pictures representing natural disasters Stephanie Peters</p>  <p>Skills: Shape form model and join with confidence Prepare media Work safely and clear away and secure work</p>	<p>Line drawing linked to mindfulness Outcome: series of sketches of yoga poses with names</p>  <p>Skills: Explore colour mixing with pencils Use sketchbook ideas to plan colours and design Replicate pattern and line in their work Produce a growing range of patterns using linear tones Demonstrate experience in the layout of a face and figure</p>	<p>Flowering plants Outcome: water colour still life</p>  <p>Skills Produce a growing range of patterns using linear tones Demonstrate experience in producing pictorial and patterned prints Mix and match colour accurately Explore colour mixing with pencil Select different techniques for different purposes eg hatching</p>



Art overview 2016-17

						
<p>Year 4</p>	<p>Endangered animals Outcome: T-Shirts with own 'WWF' logo</p>  <p>Skills Demonstrate experience in tints and hues and printing on fabric Produce more intricate patterns and textures Prepare media Modify and adapt as print progresses Demonstrate experience in producing pictorial and patterned prints Use dye to embellish work</p>	<p>Egyptians Outcome: Necklaces and cartouches inspired by artefacts</p>  <p>Skills Demonstrate experience in harmonising and complementary colours Replicate colours and patterns in textiles in their work Use a sketchbook to inform plan and collect and develop ideas</p>	<p>Wonderland Outcome: Perspective of Alice looking through a keyhole</p> <p>Skills Develop simple vanishing points in their work Experiment with mixed media Demonstrate complex assemblages and adapt work as necessary Have experience of using a glue gun Work with card and paint accurately</p>	<p>Colour exploration Outcome: colour mixed watercolours in tonal shades</p> <p>Mix a range of colours using watercolours Extend colours through tone Understand the relationship between colour and certain colours and shapes have meaning</p>	<p>Water Outcome: A Monet inspired watercolour and candle wax picture Featured artist: Monet</p>  <p>Mix a wide range of colours using watercolour Move towards understanding that the relationship between colours has meaning Start to consider the mix of media in the end product Show experience of tonal infilling with</p>	<p>Enabling Enterprise Outcome: Packaging design for chocolate bar Skills Mix a range of colour Experiment with mixed media and consider in the final end product Show experience of tone through varied tonal techniques Have experience of using a glue gun Embellish final work with varied multi media</p>

Art overview 2016-17

		<p>Demonstrate experience in producing and adapting work</p>		<p>pencil Make detailed and intricate marks with attention to tone Experiment with wax over and under paint</p>	
<p>Year 5</p>	<p>Self Portraits Outcome: Self-portraits in Picasso Style</p> <p>Featured artist: Pablo Picasso</p>  <p>Pablo Picasso <small>Painter</small></p> <p>Skills Media experimentations in work using a surface made up of torn pieces of card and coloured pens</p> <p>Outcome Mixed media portrait -</p>	<p>Ceramics around the World Mosaics and acrylics Outcome:</p> <p>Featured artist: Clarice Cliff</p>  <p>Clarice Cliff <small>Ceramic artist</small></p> <p>Skills Be more self –resourcing, researching required information and developing ideas in sketchbooks. Show evidence of drawing for different purposes Develop an understanding for different ways of finishing work</p>	<p>Perspectives of London Charcoal Outcome: Charcoal building and street perspective drawings.</p> <p>Featured artist: Stephen Wiltshire</p>   <p>Skills Bring depth and perspective into drawing Develop style Tonal infilling used when needed Develop one key element</p>	<p>Pop Art Outcome: Warhol style Shakespeare Heads.</p> <p>Featured artist: Andy Warhol</p>  <p>Skills Demonstrate experience with colours using a specific tonal range Use sketchbooks to record and store information Show experience of drawing for different purposes designing and gathering information.</p> <p>Graphic design art – in three scenes depicting Romeo and Juliet – linked to literacy and workshop</p>	<p>Collage Outcome: Viking themed collages in linked story line.</p> <p>Featured artist: Eileen Agar</p>  <p>Skills Overlay up to 4 colours onto a page, using colour and form to develop an idea Work on different scales Involve mixed media working on cardboard Demonstrate use of art as story telling Build vocabulary of Viking culture and participate in presentation and discussion</p> <p>Outcome:</p>

Art overview 2016-17

			<p>within their composition Develop ideas from sketchbook work experimentations into other areas Demonstrate consideration about tone and texture Show awareness of form shape and space in the world around them</p> 	<p>on Romeo and Juliet experiences.</p> 		
--	--	--	---	---	--	--