



Achieving Success

An introduction to phonics and reading

What is Read Write Inc. Phonics?

□ A rapid *Learn to read* programme

so children can...

□ *Read to learn* for the rest of their lives

How does it work?

Children:

- Learn 44 sounds and matching letters/letter groups
- Learn to blend sounds to read words
- Read lots of specially written books

This is **decoding**

How does it work?

Children:

- *Talk a lot* about what they have read to show they understand
- *Listen to and discuss* other ideas to deepen understanding

This is comprehending



Graphemes

All words are made up of sounds

In English there are 44

A grapheme is a sound written down

English has more than 150 graphemes

A complex code!

Consonants: stretchy

f	l	m	n	r	s	v	z	sh	th	ng
										nk

Consonants: bouncy

b	c	d	g	h	j	p	qu	t	w	x	y	ch
	k											

Vowels: bouncy

a	e	i	o	u	ay	ee	igh	ow
---	---	---	---	---	----	----	-----	----

Vowels: stretchy

oo	oo	ar	or	air	ir	ou	oy
----	----	----	----	-----	----	----	----

Set 1 sounds

Set 2 sounds

f	l	m	n	r	s	v	z	sh	th	ng nk
ff ph	ll le	mm mb	nn kn	rr wr	ss se c ce	ve	zz s	ti ci		

b	c k	d	g	h	j	p	qu	t	w	x	y	ch
bb	ck ch	dd	gg		g ge dge	pp		tt	wh			tch

a	e	i	o	u	ay	ee	igh	ow
	ea				a_e ai	y ea e	i_e ie i	o_e oa o

oo	oo	ar	or	air	ir	ou	oy	ire	ear	ure
u_e ue ew			oor ore aw au	are	ur er	ow	oi			

Fred...



- Fred helps children learn to read

Fred can *only* talk in sounds...

(Fred can only say *c_a_t*, he can't say **cat**)

We call this *Fred Talk*

Fred...



- If children understand Fred they can *blend* orally

Blending is needed for reading

Fred...



- Fred helps children learn to spell as well!
Children convert words into sounds

They press the sounds they hear on to their fingers...

We call this *Fred Fingers*





The daily phonics lesson

Green words and **red** words

"Let **me** cross!" **said** Billy **the** Kid.

"Let **me** get a fat red plum."



"**No,**" **said** **the** big bad troll.



Phonics groups

Library books

Upper/lower case letters

ABC

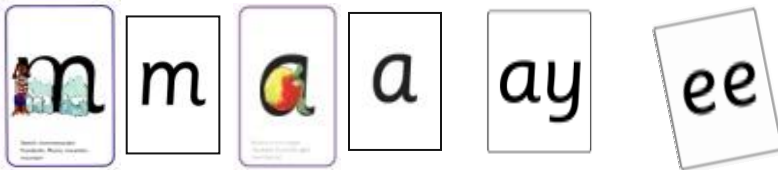
So how can you help your child?

- By knowing the 44 pure sounds

Simple Speed Sounds

Consonant sounds - stretchy												
f	l	m	n	r	s	v	z	sh	th	ng	nk	
Consonant sounds - stretchy												
b	c	d	g	h	j	p	qu	t	w	x	y	ch
k												
Vowel sounds - stretchy						Vowel sounds - stretchy						
a	e	i	o	u	ay	ee	igh	ow				
Vowel sounds - stretchy												
oo	oo	ar	or	air	ir	ou	oy					

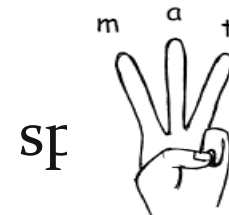
- By using the Speed Sound cards with your child



- By knowing how to blend using Fred Talk for reading
m_a_t



- By knowing how to do Fred Fingers for



And...

- By having fun with Fred Talk at home!

“What a tidy r-oo-m!”

“Where’s your c-oa-t?”

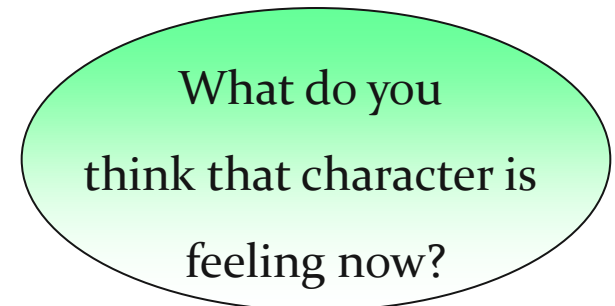
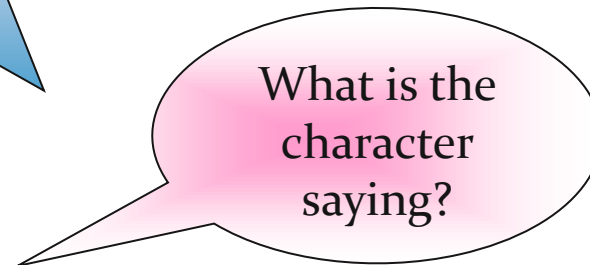
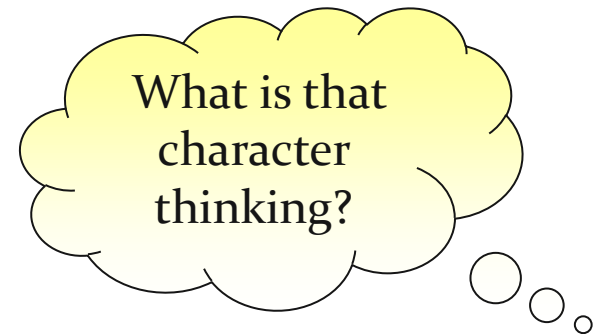
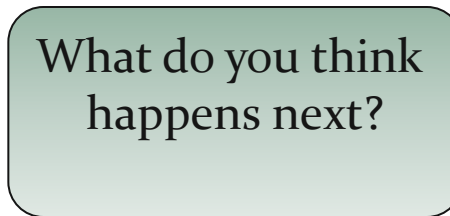
“Time for b-e-d!”

*back, head, tum, leg, hand, foot, knee
coat, hat, scarf, zip, sock, glove
run, walk, skip, hop, fast, slow, stop, shop
red, blue, green, black,
knife, fork, spoon, plate, bowl, pan
bread, cheese, meat, soup, jam, cake*

And...

- By **reading** to your child lots of lovely stories and asking lots of questions!

Use these prompts to help you:



<http://www.oxfordowl.co.uk/GetReading>

Oxford Owl
Help your child's reading



Pronunciation check video:

<http://www.ruthmiskintraining.com/teacherr-support/61/index.html>