

KSI Reading Homework Parent Forum

Miss Schofield – Phonics lead

What is currently happening?



- Children get sent home the phonics book they have been practising at school to read to you.
- We set the homework on seesaw so you can see the focus sounds practised and your child can practise two 'sounds' from the week with Rosie as well as a red word video.
- We ask your child to record 2-3 pages of reading so we can hear on seesaw.

11/6/21 Yellow group phonics homework

This week we started to read 'Off Sick'.

Two focus sounds were 'oa' and 'ai'.

Please re-practise these by watching the videos with Rosie.

1) 🎥 'oa' - <https://schools.ruthmiskin.com/training/view/Pc4dzEVo/hnDI2W2P>

and



🎥 'ai' - <https://schools.ruthmiskin.com/training/view/Ku54Cl6M/MglAnney>

2) Practise the red words Rosie - 'school, watch'!

🎥 - <https://schools.ruthmiskin.com/training/view/dSo7Jyss/k9LooBXR>



What is currently happening?



- Children get sent home a comprehension text to read to you and answer questions on.
- We set the homework on seesaw so the children can listen to spellings and upload comprehension answers/spellings.
- We ask your child to record some of their reading to show fluency and expression.

11/06/21 Comprehension Homework

1) Listen to Miss Sew's voice recording for your spelling test.

Your spelling words are: once, Wednesday, everyone, brightness, their

2) Read the text that you were given in school.

3) Answer the questions on the question sheet and take a photo to share with your teachers.

4) Complete the challenge: Can you use your spelling words in sentences?



What is currently happening?



- All children in KS1 also take home a library book. This not linked to their reading level and is a book for you to read to you child as 'story time'.



Research

- Research has always shown the huge benefits of reading at home.
- **Your child reading aloud to you** and **you reading aloud to your child.**





Research

- When your child reads to you they practise 'oral reading fluency'.
- Oral reading fluency is the ability to read text aloud with **accuracy**, **speed**, and **proper expression**. Shanahan (2005)
- The NRP (2000) found that practising oral fluency improves reading achievement. Regular fluency practice improves:

Decoding

Word
recognition

Silent reading
comprehension


Overall reading
achievement

Getting more fluent – allows more cognitive space for comprehension!

Additional books



We now have additional books to allow children to have more opportunities to read to you with a book that is linked to their reading level.



Those children on phonics will now get an additional Book Bag Book.




These are directly linked to their RWI band so will include only sounds the children know.

Those children in comprehension will now get an additional decodable book.

This will likely be a 'Big Cat Collins' or Project X Book.

Plan – Phonics homework





Type of book	Purpose	What you should do?	When returned?
RWI banded book 	For the children to read to you and show off their accuracy, 'fred in head' and expression they have practised at school.	Listen to your child read this at least 3 times before sending back. Your child should record on seesaw so teachers can hear them read at home too.	Wednesday – Please return as we are running very low on our supply of the paper copies.
RWI book bag book 	For the children to read an additional book using the sounds they know at home.	Listen to your child read this at least 3 times before sending back. Write in reading record sheet to give feedback to teacher.	Wednesday – Please ensure this is returned otherwise your child will not be able to get another book.
Atwood library book 	This is chosen by your child as a book they would like to listen to but not might be able to read themselves.	Please read this book to/with your child. Please read it twice before you send it <u>back</u> ,	Wednesday – Please return so your <u>child can</u> receive their next library book.



Reading record

- Reading record will be sent home weekly for you to write a comment about your child's reading.

Key Stage 1 Reading Record Name: _____




Date	RWI book 	Book Bag Book 
Tick if returned:		

Parent comments

Date	Book title	Parent Comment (e.g. confident, we practised expression, we talked about the meaning of <u>word</u>)



Plan – Comprehension homework



Type of book	Purpose	What you should do?	When returned?
<p>Comprehension extract</p> 	<p>For the children to read an extract which they can practise their comprehension technique with.</p>	<p>Listen to your child read this extract. Your child should record on seesaw so teachers can hear them read at home too as well as submit their comprehension answers.</p>	<p>n/a - submitted on seesaw by Wednesday</p>
<p>Additional decodable book</p> 	<p>For the children to read an additional decodable book at home to continue to develop their fluency.</p>	<p>Listen to your child read this at least 3 times before sending back. Write in reading record sheet to give feedback to teacher.</p>	<p>Wednesday – Please ensure this is returned otherwise your child will not be able to get another book.</p>
<p>Atwood library book</p> 	<p>This is chosen by your child as a book they would like to listen to but not might be able to read themselves.</p>	<p>Please read this book to/with your child. Please read it twice before you send it <u>back</u>.</p>	<p>Wednesday – Please return so your <u>child can</u> receive their next library book.</p>



Reading record

- Reading record will be sent home weekly for you to write a comment about your child's reading.

Key Stage 1 Reading Record Name: _____

Date	Comprehension Extract 	Additional book 
Tick if returned:	n/a	

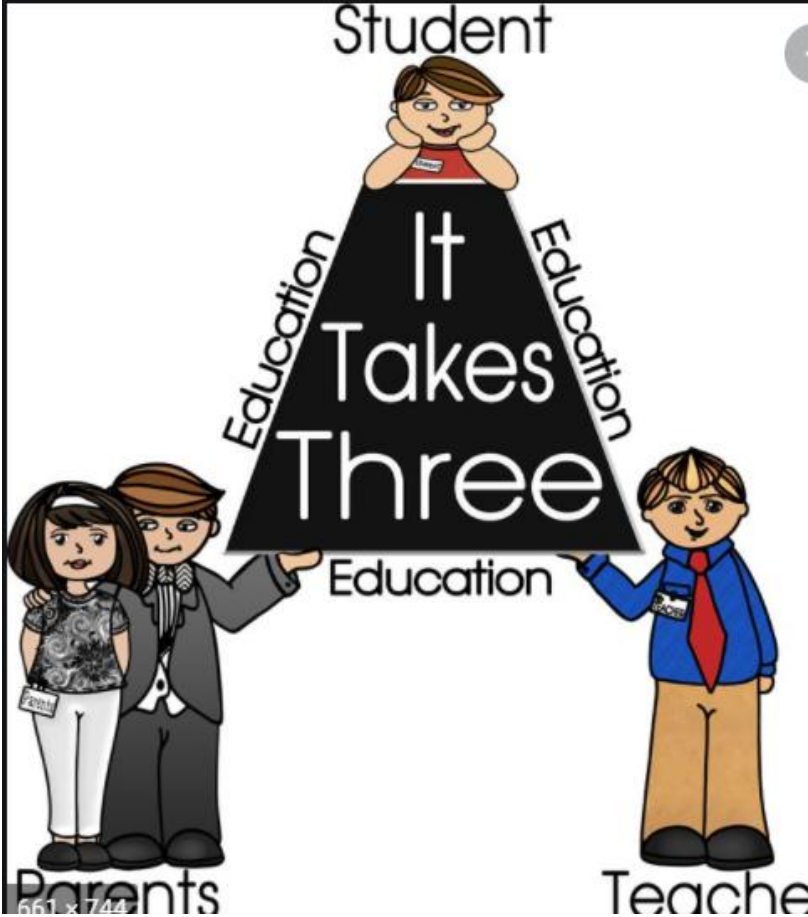
Parent comments

Date	Book title	Parent Comment <i>(e.g. confident, we practised expression, we talked about the meaning of _____ <u>word</u>!)</i>

Please return!



Team for Successful reading!



Thank you – any questions?

